



Tips for a Successful Experience

Thank you for participating in the ASC Virtual Forum! On this online platform, you will be engaging with leading ambulatory surgery center decision-makers and supplier representatives in various types of meetings, all as part of your custom agenda. **This guide will help you to make the most of your Forum experience.**

Please use Chrome or Firefox as your browser throughout the Forum, and access the site using a desktop or laptop computer. The site is NOT functional on smartphones or tablets. And if you have trouble with any of the platform's functions, our team is always here to help! (More on that below.)

We highly encourage you to explore the site before the Forum begins. Now that you have your login information, you can access the site at any time! Make sure to save your password.

On the next two pages, please find **tips for navigating the site and participating in meetings.**



NAVIGATING THE SITE

When you first log in to the ASC Virtual Forum, you will see a navigation menu at the top of the page with links to every section of the site. Below are brief descriptions of what some important sections do.



[HOME](#)

[DIRECTORS](#)

[WELCOME LETTER](#)

[SUPPLIER REP DIRECTORY](#)

[MY AGENDA](#)

[BROWSE SUPPLIERS](#)


[MY PROFILE](#)

[FAQ/HELP DESK](#)

[NETWORKING](#)



Here are some of the featured sessions available to you. You can see more [here](#).




- **My Agenda:** This is where your personalized agenda lives for all three days of the Forum, and you can reference it at any time. Toggle between days at the top and scroll down to see your full schedule of daily meetings. To join a meeting, click the “Join Session” button – more details on that in the section below.
- **Directories:** In Directors and the Supplier Rep Directory, you will find details about Forum participants, which you can refer to at any time – it's especially useful to keep this tab open during your one-to-one meetings! Visit any individual's profile to see the option to Schedule a Meeting with them outside of Forum hours.
- **FAQ/Help Desk:** Visit this page if you need help. For questions about the event, use the link to the Help Desk, where Forum staff can assist you in real time. For help with technical difficulties, check the FAQs – if they don't address your question, email ascforum2021@gramercytech.zendesk.com to contact tech support.





PARTICIPATING IN MEETINGS

In your Agenda, each meeting has a “Join Session” button. Clicking this brings you to a meeting room in a new browser tab with video and audio. **If at any point you lose video or audio, refresh the page or close the tab and re-enter the room from your agenda.** If that doesn’t fix the issue, email ascforum2021@gramercytech.zendesk.com to message tech support.

In all meeting rooms *except full group sessions*, you’ll see a menu of icons on the left: microphone, camera, room info/chat, share screen, and hang up.



- The  icon will bring up a sidebar with three tabs: **info and materials, a list of other attendees in the meeting room, and a live chat**
 - Note: any message you send in the VMeet room chat will be visible to the whole group – use it for questions and comments!
- You will see additional **ACTIONS** icons at the top right of your screen, including an option to **raise your hand** 
 - In a full group session, if you have a question or comment that you’d like to contribute aloud, click the hand icon. This will indicate to the speaker that they should call on you!